

Constant Contact Survey Results

Survey Name: May 2009 Survey

Response Status: Partial & Completed

Filter: None

Jun 10, 2009 10:10:04 AM









What is your gender?

Answer	0%	100%	Number of Response(s)	Response Ratio
Female			25	4.4 %
Male			528	93.9 %
Totals			562	100%





Describe your age

Answer	0%	100%	Number of Response(s)	Response Ratio
youth (age 18 or less)			0	0.0 %
19 to 25 years of age			3	<1 %
26 to 35 years of age			13	2.3 %
36 to 45 years of age			32	5.6 %
45 to 55 years of age			111	19.7 %
56 to 65 years of age			243	43.2 %
66 to 75 years of age			127	22.5 %
75 or older			30	5.3 %
No Response(s)			3	<1 %
Totals			562	100%








Describe where you live.

Answer	0%	100%	Number of Response(s)	Response Ratio
Northeast USA			69	12.2 %
Southeast USA			114	20.2 %
Midwest USA			143	25.4 %
West USA			94	16.7 %
Pacific Coast USA			87	15.4 %
Canada			13	2.3 %
International			20	3.5 %
No Response(s)			22	3.9 %
Totals			562	100%

Describe your fly fishing interests.

Answer	0%	100%	Number of Response(s)	Response Ratio
Coldwater inland fishing			496	88.2 %
Warmwater inland fishing			329	58.5 %
Coastal saltwater fishing			273	48.5 %
Deep sea ocean fishing			28	4.9 %
Totals			562	100%

Why did you join the FFF?

Answer	0%	100%	Number of Response(s)	Response Ratio
Fishing outings and comradarie			205	36.4 %
Fly tying			230	40.9 %
Conservation			289	51.4 %
Learn casting techniques			186	33.0 %
Community Engagement			139	24.7 %
Education - teaching fly-fishing			220	39.1 %
Other			108	19.2 %
Totals			562	100%

How many hours did you volunteer for FFF club or council related activities in 2008?

Answer	0%	100%	Number of Response(s)	Response Ratio
Less than 10 hours			299	53.2 %
10 to 30 hours			71	12.6 %
30 to 50 hours			33	5.8 %
Greater than 50 hours			76	13.5 %
Other			68	12.0 %
No Response(s)			15	2.6 %
Totals			562	100%

Would you be willing to receive the FlyFisher magazine electronically?

Answer	0%	100%	Number of Response(s)	Response Ratio
Yes			451	80.2 %
No			290	51.6 %
Maybe			223	39.6 %
Other			48	8.5 %
No Response(s)			0	0.0 %
Totals			562	100%

As an individual member, what resources do you want from the FFF?

1 = Least Likely, 6 = Most Likely

Answer	1	2	3	4	5	6	Number of Response(s)	Rating Score*
Monthly Electronic Newsletters							511	4.4
Education Resources							504	4.7
Conservation Information							498	4.7
FlyFisher Magazine							529	5.2
Casting Study Tools							514	4.5
Merchandise							480	3.4
Fly Tying Information							515	4.8

*The Rating Score is the weighted average calculated by dividing the sum of all weighted ratings by the number of total responses.

As a club member, what resources to you want from the FFF?

1 = Least Likely, 5 = Most Likely

Answer	1	2	3	4	5	Number of Response(s)	Rating Score*
Education Curriculum						438	3.9
Conservation Outreach						438	3.9
Brochures						393	3.0
Stickers and Patches						406	3.0
FlyFisher Magazine						457	4.2
Fly Tying Materials						420	3.6
Training, workshops						437	4.1

*The Rating Score is the weighted average calculated by dividing the sum of all weighted ratings by the number of total responses.

Do you plan to attend the 2009 National FFF Conclave?

Answer	0%	100%	Number of Response(s)	Response Ratio
Yes			42	7.4 %
No			418	74.3 %
Maybe			93	16.5 %
Other			24	4.2 %
Totals			562	100%






If attending 2009 Conclave, what is the primary reason?

Answer	0%	100%	Number of Response(s)	Response Ratio
Casting			72	12.8 %
Workshops			92	16.3 %
Fly tying			62	11.0 %
Conservation			27	4.8 %
Show hall			44	7.8 %
Evening social event			20	3.5 %
Other			29	5.1 %
Totals			562	100%

Should the location of the FFF National Conclave remain in one city or rotate to a new city each year?

Answer	0%	100%	Number of Response(s)	Response Ratio
Remain in one city every year			65	11.5 %
Rotate to new locations every year			405	72.0 %
Other			70	12.4 %
Totals			562	100%

Describe any donation you may have made to the FFF in 2008.

Answer	0%	100%	Number of Response(s)	Response Ratio
\$0 to \$50			227	40.3 %
\$50 to \$100			72	12.8 %
Over \$100			44	7.8 %
I did not donate in 2008			151	26.8 %
Other			40	7.1 %
Totals			562	100%

Please describe any other FFF issues that are important to you.

152 Response(s)

Any additional comments or concerns?

87 Response(s)